


**EAT.  
WHEAT.  
SLEEP.  
REPEAT.**

SPRING MANUAL 2025



# Serious Choice.




**Furano**  
Eastern Ontario Fave!

SEEDING RATE  
1.6 Million seeds/acre or 140 lbs/acre

POOR					EXCELLENT			
1	2	3	4	5	6	7	8	9

YIELD
STANDABILITY
STRIPE RUST
STRAW YIELD
RELATIVE PROTEIN
FUSARIUM TOLERANCE

- Tall variety
- Best suited for Eastern or Northern Ontario
- Excellent fusarium tolerance
- Provides lots of straw




**Raven**  
Yield! Straw! Testweight!

SEEDING RATE  
1.6 Million seeds/acre or 145 lbs/acre

POOR					EXCELLENT			
1	2	3	4	5	6	7	8	9

YIELD
STANDABILITY
STRIPE RUST
STRAW YIELD
RELATIVE PROTEIN
FUSARIUM TOLERANCE

- #1 Yielding Spring Wheat in Ontario
- Taller variety with yield and protein
- 103 yield index – 5 Years (East)
- 112 yield index - 5 Years (Midwest)
- Good overall disease package




**Wilkin**  
Yield & Standability!

SEEDING RATE  
1.6 Million seeds/acre or 135 lbs/acre

POOR					EXCELLENT			
1	2	3	4	5	6	7	8	9

YIELD
STANDABILITY
STRIPE RUST
STRAW YIELD
RELATIVE PROTEIN
FUSARIUM TOLERANCE

- Long term proven performance in Eastern Ontario
- Top Choice for Yield/Standability
- 105 yield index over 3 years - (Midwest)



**Annie**  
Strong Yielding Oat!

SEEDING RATE  
1.2 Million Seeds/acre or 100 lbs/acre

POOR					EXCELLENT			
1	2	3	4	5	6	7	8	9

YIELD
STANDABILITY
CROWN RUST
TEST WEIGHT

- Excellent Yield Potential
- Good Crown Rust Tolerance
- Excellent Bushel Weight
- Excels with Fungicides and PGR



**Aurelina**  
IP Soybean Variety!

SEEDING RATE  
180,000 seed/acre or 100 lbs/acre

POOR					EXCELLENT			
1	2	3	4	5	6	7	8	9

YIELD
PROTEIN
STANDABILITY
WHITE MOULD TOL.
EARLY VIGOUR

- Early day IP Soybean
- 2525 CHU or 00.5 RM
- Excellent Protein
- Contracted by Hensall Co-op, and others
- Premium Pricing

Note: Ratings based on commercial production fields, demonstration plots, company screening trials and official OCCC performance and registration trials. All seeding rates based on average seed size of variety in past year performance trial data



## ONTARIO CEREAL CROP COMMITTEE PERFORMANCE TRIALS 2024

# YIELD INDEX SUMMARY

CULTIVAR	CLASS	AREA II SOUTHWESTERN ONTARIO					AREA III EASTERN ONTARIO					AREA V NORTHERN ONTARIO				
		5 <sup>2</sup>	4	3	2	2024	5 <sup>2</sup>	4	3	2	2024	5 <sup>2</sup>	4	3	2	2024
Furano	HRS						98	98	102	106	105	97	94	94	94	94
MAJOR	HRS						101	101	102	104	100	100	97	97	99	94
Fuzion	HRS						96	95	95	92	79	99	99	98	98	96
Wilkin	HRS	103	102	105	98	98	98	98	99	95	96	94	97	97	97	94
Raven	HRS-a	112	112	111	109	100	103	102	102	101	98	110	110	112	113	115
Ventry	HRS-a	103	103	104	101	111	100	99	102	98	101					
AAC Synox	HRS-a						101	101	100	95	94	96	99	100	99	102
Agora	HRS						101	100	100	102	100	99	101	102	101	98
Starlite	HRS							102	103	102	105		95	93	94	94
Arvida	HRS							104	103	101	103		104	102	103	102
Audika	HRS										93	90			98	102
Kerson	EFS										115					115
Means (t/ha)		4.34	4.55	4.77	3.84	3.16	3.96	4.01	4.13	4.14	4.10	4.25	4.29	4.43	4.28	3.56
Means (bu/ac)		64.5	67.7	70.9	57.0	47.0	58.8	59.6	61.4	61.6	60.9	63.2	63.9	65.9	63.7	52.9
Locations		14	11	8	5	2	11	10	7	4	2	9	7	5	4	2

1. Values differing by less than 3 within a column may not represent true differences in yield. Yield Indices are Heritability Adjusted Relative Values (HARV), which favour results from trial locations with high repeatability. For more information, see: Yan, W. Use of HARV in Variety Trial Summaries.

2. Cultivar yield ranking may vary from year to year. Decisions are therefore best made using data with the greatest number of years.



HRS = hard red spring, EFS = eastern feed spring, Other = does not meet quality standards for CEHRS, -a = awned

PBR Status; indicates varieties protected under PBR 91 or PBR78. Visit pbrfacts.ca to learn more.



# Serious Genetics

## FOR SERIOUS WHEAT GROWERS!

**Can you afford not to have some wheat on your farm?** It improves soil structure, helps increase the yield of other crops and breaks up your workload timing. It is still the most important food grain source for humans. **When it comes to Wheat – C&M Seeds is the leader in both spring and winter.** We have varieties that can fit any farm that you choose to place spring wheat on.

Looking for high yields and standability – **Wilkin** has been the leader for many years! Looking for a strong combination of yield and straw – **Raven** or **Furano** are the varieties to choose! C&M Seeds research team have a long history of introducing top performing spring wheat varieties to the Eastern Canadian market.

## Still planting in bushels/acre? You could be losing yield.

### CHECK OUT OUR SEEDING RATE CALCULATOR TOOL

- ▶ Choose the proper seeding rate based on your own needs
- ▶ Determine the exact amount of wheat seed you will need
- ▶ Find your final seed population after planting

## Is Your Field in the SWheat Spot?

Find Out with Our Stand Assessment Calculator.

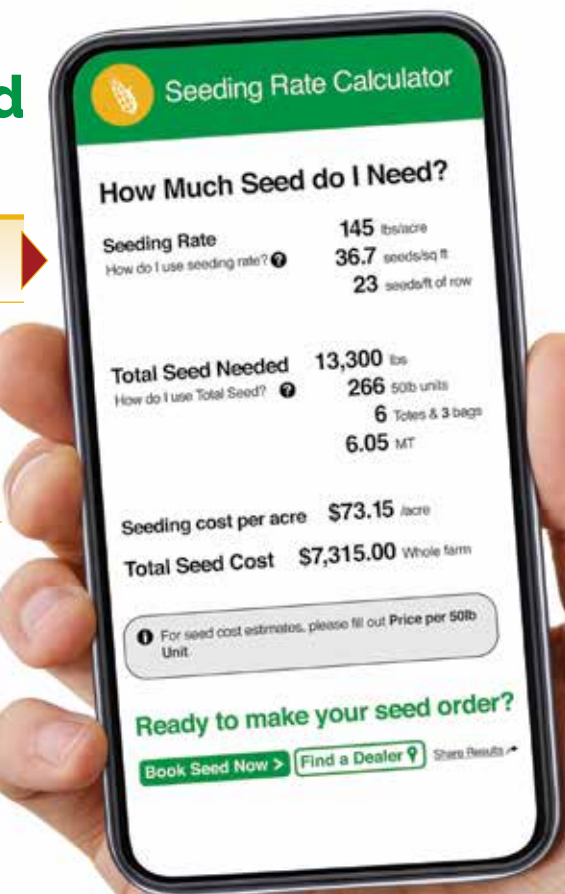
C&M Seeds has added a new tool to assist you with your spring management decisions. Enter your field information and find out if your field is in the SWheat spot and get tips and agronomic advice.

[www.seedingrate.ca](http://www.seedingrate.ca)

## The Certified Difference

C&M Seeds Certified Seed comes with the top performing seed treatment backed by years of Performance Testing in Eastern Canada's unique climate by the leading wheat professionals in Ontario – **The Wheat Team!**

We will continue to give our customers leading genetics and the product knowledge to make the best out of those genetics.



1-888-RED WHEAT | [www.redwheat.com](http://www.redwheat.com)  
6180 5th Line, Palmerston, ON N0G 2P0  
Tel: (519) 343-2126 Fax: (519) 343-3792